

— Logo

Do's

Don'ts

Color Scheme

Fonts

Typography

Iconography

Buttons

Social Media



— Logo

Do's

Don'ts

Color Scheme

Fonts

Typography

Iconography

Buttons

Social Media

Standard clear space

Standard clear space on all sides of the UWISE logo is equal to the height of the "U" in UWISE. When possible, Allow more clear space.



Logo icon color variations

Our icon is a shorter version of our logo. Only use it if you do not have enough room for the full logo.



Logo

— **Do's**

Don'ts

Color Scheme

Fonts

Typography

Iconography

Buttons

Social Media



In case of different backgrounds, theme colors can be used to create contrast over the background



Logo

Do's

— Don'ts

Color Scheme

Fonts

Typography

Iconography

Buttons

Social Media



⊗ Don't use drop shadows



⊗ Don't use colors other than theme colors



⊗ Don't use stroke



⊗ Don't rotate logo



⊗ Don't stretch, Constrain proportions while scaling



Logo

Do's

Don'ts

Color Scheme

Fonts

Typography

Iconography

Buttons

Social Media




Primary Color

CMYK 67/00/100/0
RGB 95/177/48
#5FB130




Secondary Color

CMYK 62/52/50/47
RGB 79/79/79
#504F4F



More Color

CMYK 75/68/67/90
RGB 0/0/0
#000000



Contrast to Primary and Secondary

CMYK 8/5/7/0
RGB 238/238/238
#EEEEEE

Logo

Do's

Don'ts

Color Scheme

Fonts

Typography

Iconography


Buttons

Social Media



Contrast to Primary and Secondary

CMYK 29/22/23/3
RGB 189/188/188
#BDBDBD



Contrast to Primary and Secondary

CMYK 0/0/0/0
RGB 255/255/255
#FFFFFF

Logo

Do's

Don'ts

Color Scheme

 **Fonts**

Typography

Iconography

Buttons

Social Media

Font: Ubuntu

Aa

UWISE Is The First Platform Specifically Developed To Unlock Young Social Capital And Create Mechanisms For Enriching The Local Socio-Economic Fabric. The Largest Network Of University And Specialist Skills.

Character Styles

H1 Bold	Ubuntu Font Size: Bold 56pt.	H2 Bold	Ubuntu Font Size: Bold 36pt.
H3 Medium	Ubuntu Font Size: Medium 27pt.	Body1 Regular	Ubuntu Font Size: Regular 20pt.
Body2 Regular	Ubuntu Font Size: Regular 18pt.	Button Bold	Ubuntu Font Size: Bold 32pt.

Logo

Do's

Don'ts

Color Scheme

Fonts

— **Typography**

Iconography

Buttons

Social Media

Ubuntu font is used in all headings and paragraphs

The spectacle before us was indeed sublime.

Apparently we had reached a great height in the atmosphere, for the sky was a dead black, and the stars had ceased to twinkle. By the same illusion which lifts the horizon of the sea to the level of the spectator on a hillside, the sable cloud beneath was dished out, and the car seemed to float in the middle of an immense dark sphere, whose upper half was strewn with silver. Looking down into the dark gulf below, I could see a ruddy light streaming through a rift in the clouds.

Ubuntu
(As Heading)

Ubuntu
(As Paragraph)

Logo

Do's



Don'ts



Color Scheme

Fonts



Typography

Iconography

Buttons

Social Media

Logo

Do's

Don'ts

Color Scheme

Fonts

Typography

Iconography

— **Buttons**

Social Media

Button Style 1

Button Width = 188
Button Height = 50
Button Color #33DE00

Font Family = Ubuntu
Font Size 14px
Font Color #ffffff



Button Style 2

Button Width = 188
Button Height = 50
Hover Button Color #33DE00

Font Family = Ubuntu
Font Size 14px
Font Color #33DE00



Button Style 3

Button Width = 188
Button Height = 50
Button Color #33DE00

Font Family = Ubuntu
Font Size 14px
Font Color #ffffff



Logo

Do's

Don'ts

Color Scheme

Fonts

Typography

Iconography

Buttons

— Social Media


Post: Social Design Template (FB Guida d'applicazione)



Event POST 1:1



Student POST 1:1



New Student POST 1:1




User POST 1:1

Story: Social Design Template (Instagram Guida d'applicazione)




LOGO ONLY



User POST 1:1



Student POST 1:1



Event POST 1:1

Comunicazioni Specifiche Sulla Piattaforma




piattaforma / alternativa event 16:9



Approfondimenti EVENT / VIDEO cover / BLOG article



Approfondimenti EVENT / VIDEO cover / BLOG article



Approfondimenti EVENT / VIDEO cover / BLOG article

IMMAGINE ARTICOLI BLOG/VIDEO/EVENTO +FACEBOOK

1 caricamento foto nell'articolo del BLOG uwise.ch

2 copia link articolo e creazione post FACEBOOK

3 caricamento foto articolo BLOG nel post